




Abteilung 502

Modeling Luxury Goods



Abteilung 502

Modeling Luxury Goods



The rebirth of an elite brand




Abteilung...

Abteilung 502 has always been known as a brand with high quality products that are easy to use on all types of models. Abteilung is a standalone brand that has and will evolve with the modeling world in order to give modelers the best tools and products they may need. From now on, Abteilung will be releasing new products with the modelers needs in mind without compromising our commitment to quality. Also, Abteilung will be releasing special books and manuals, unique publications to help the modeler find his way. The Abteilung team members are modelers working to ensure we are always ahead of the curve while keeping up with the constantly evolving world of modeling.




Oils


Abteilung 502 oils not only contain a range of exclusive colors for modelers, but its special formula in which the proportion of oil to our high quality of pigments is controlled, allowing much more realistic finishes that can't be mimicked with those arts and craft store oil paints. Abteilung 502 has enlarged our already wide range of oils along with some new enhancements to Abteilung's already high quality formula. Due to Abteilung's wide range of colors, these oils can be used in all areas of modeling from armor to planes to ships to figures etc.




ABT001
SNOW WHITE




ABT002
SEPIA




ABT003
DUST




ABT004
BITUME




ABT005
SMOKE




ABT006
BURNT UMBER




ABT007
RAW UMBER




ABT010
YELLOW




ABT015
SHADOW BROWN




ABT020
FADED DARK YELLOW




ABT025
WARM RED




ABT030
FADED NAVY BLUE




ABT035
BUFF




ABT040
FADED GREEN




ABT050
OLIVE GREEN




ABT060
LIGHT RUST




ABT070
DARK RUST




ABT080
BROWN WASH




ABT090
INDUSTRIAL EARTH




ABT092
OCHER




ABT093
EARTH




ABT094
GREEN GRASS




ABT100
NEUTRAL GREY




ABT110
BLACK




ABT120
RED PRIMER




ABT125
LIGHT MUD




ABT130
DARK MUD




ABT135
LIGHT FLESH TONE




ABT140
BASIC FLESH TONE




ABT145
SUNNY FLESH TONE




ABT150
FIELD GREY




ABT155
LIGHT SAND




ABT160
ENGINE GREASE




ABT165
FADED WHITE




ABT170
LIGHT GREY




ABT180
COPPER OXIDE BLUE




ABT190
FADED FLESH




ABT200
METALLIC GOLD




ABT205
METALLIC SILVER




ABT210
METALLIC COPPER




ABT215
FLESH SHADOW



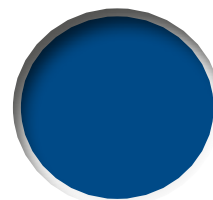
ABT220
DARK BRICK RED




ABT225
MIDNIGHT BLUE




ABT230
BLUE GREEN



ABT235
INTENSE BLUE



ABT240
CREAM BROWN



ABT245
SAND BROWN

Oil Sets

Abteilung 502 sets combine the proper colors needed depending on what the modeler is trying to achieve. In order to extend the options, we have increased the number of Oil Sets available to cover all different branches of modeling. These sets have been created with thought and purpose in terms of combining colors that complement each other and what you are trying to achieve.

ABT304 **RUST AND RED COLORS SET**

This set contains all of the colors needed to achieve realistic rust effects and enhance the red primer tones on your models.





ABT301 FLESH COLORS SET

High quality oil set made up of durable and stable pigments. These dense, high color intensity paints are for painting skin and flesh on scale model figures. Designed especially for painters who want to give their figures an artistic look, using this classic paint set. Our oils are consistent in quality and easy to blend.



ABT302 VEHICLE WEATHERING AND EFFECTS SET

This basic set is perfect for weathering and all sorts of different effects which ultimately turn into ultra-realistic finishes.



ABT303 MAPPING TECHNIQUE LIGHTS AND SHADOWS

Special set to create highlights and shadows on your models. You can use the dot technique and blend them to create a discolored and faded surface with a rich chromatic variation. The mapping technique is also a special oil technique because of its properties of blending and transparency to create different effects in paint and camouflages.



ABT305 AIRCRAFT EFFECTS SET

Improve your models with this interesting set of colors to apply various techniques. Specially designed for fans of aircrafts and its colors.



ABT306 NAVAL AND GREY EFFECTS SET

This set is specially designed for gray tones and is recommended for ray subjects like ships, planes, etc...



ABT307 DIORAMAS COLORS SET

Improve your dioramas and vignettes with this interesting set of colors to apply different techniques. Bricks, terrains, grass, etc..

Brushes

Abteilung 502 brushes have become a classic in the modeling world. Our wide range of high quality brushes allow the modeler to get the best results. With these brushes you can achieve all the effects needed in modeling. Use them along with our ABT114 Magic Gel for Brushes to always keep your brush tip as good as new.



Abteilung 502  ABT830-0 ROUND



ABT830-00
ROUND BRUSH 00



ABT830-0
ROUND BRUSH 0



ABT830-1
ROUND BRUSH 1



ABT830-2
ROUND BRUSH 2



ABT830-4
ROUND BRUSH 4



ABT830-4/0
ROUND BRUSH 4/0



ABT830-5/0
ROUND BRUSH 5/0



ABT830-6
ROUND BRUSH 6



ABT830-10/0
ROUND BRUSH 10/0



ABT835-1
FLAT BRUSH 1



ABT835-2
FLAT BRUSH 2



ABT835-4
FLAT BRUSH 4



ABT835-6
FLAT BRUSH 6



ABT835-8
FLAT BRUSH 8



ABT840-4
FILBERT BRUSH 4



ABT840-6
FILBERT BRUSH 6



ABT840-8
FILBERT BRUSH 8



ABT845-4
ANGULAR BRUSH 4



ABT845-6
ANGULAR BRUSH 6



ABT845-8
ANGULAR BRUSH 8

Auxiliary Products

Abteilung 502 has developed special products to help the modeler to improve his skills, and that includes taking care of your tools. Our new line of thinners can help the modeler achieve all sorts of finishes. We have a thinner that speeds up the drying time of oils and enamels, another thinner which leaves behind a matte finish, and finally we have the classic Odorless Thinner. We also have product to clean and care for you as your hands as well as a liquid mask to protect parts that you don't want painted. We are proud to have a range of very useful products to make the modeler's life easier.





ABT111 ODOURLESS THINNER

The best Odorless Thinner in the market today brought to you by the most exclusive brand.



ABT112 MATT EFFECT THINNER

Our famous thinner but now with a special matte finish for your washes, filters, oils, etc..



ABT113 FAST DRY THINNER

Our classic thinner but now with a special drying agent to make oils and enamels dry faster.



ABT115 LIQUID MASK

Liquid mask is one of the most popular products amongst painters. Liquid mask will help to protect parts that you want to leave unpainted.



ABT117 MAGIC POTION FOR BRUSHES

This ultra high quality brush cleaner and restorer is a product for modelers who want to make their brushes become new again, it does not contain solvents or alcohols. Used along with ABT114 Magic Gel for Brushes, it can make your brushes last forever. Dip your old brushes for 24 hours and they'll come out like new!! Repeat the process if the brush is heavily damaged.



ABT114 MAGIC GEL FOR BRUSHES

To keep the tip of your brushes sharp you only need to dip your brush in this gel and the brushes fibers will begin compact and ultimately make your brushes as good as new.




ABT116 PURIFIER HAND CLEANSER

Special product elaborated with surfactants without solvents to clean the acrylic or oil paints when it is still wet from your hands and products. No water is needed although you can use it, apply it directly to your hands and let dry. Specially developed for hand care.

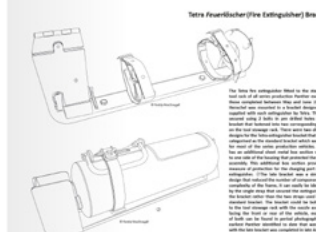

Books

Abteilung 502 will be releasing very special publications in the form of books and manuals designed to help modelers with their skills as well as add to the libraries of fanatics and collectors. Abteilung will only be preparing publications which stand out from others while following our philosophy of exclusive luxury goods for modelers.



ABT601 PANTHER EXTERNAL APPEARANCE & DESIGN CHANGES

A very special publication brought to us by Roddy MacDougall & Martin Block. No other publications goes more in depth in to the life of this tank. For modelers and historians. 284 pages.



Merchandising

Products for elite modelers from one of the best, and more distinguished brands in the modeling world selling very limited and exclusive products.

ABTEILUNG SPECIAL DISPLAY

An elegant and beautiful display to show the best goods a modeler can buy. This exclusive display can only be seen at the best hobby shops around the world.



ABT009 ABTEILUNG KEYHOLDER

One more reason not to lose your keys. Keep your hobby close to you with this exclusive key chain available with silver or black lettering.

ABT011/12/13/14 ABTEILUNG T-SHIRT

Show your support for Abteilung at your model club meetings or shows.

Cotton T-shirt with an exclusive design with the brand in vertical lettering.

Sizes M/L/XL/XXL



ABTSPECIAL DELUXE BRUSHES KIT

Deluxe zipper case which holds and protects 10 high quality brushes. You can't be an elite modeler if you don't take care of your tools.



Oils, why?



Painting figures using oils allows for better control than with other painting techniques. Painting figures and flesh is best done with oils because of their properties which allow for fine blending and retouching.

Figures by: Fernando Monzón and Gustavo González

Why use oils in scale modeling? Oils are arguably the best type of paint you can use. Artists of all eras have chosen oils for their paintings for centuries. This begs the question, why not try to adapt the behavior and properties of oils to scale models? Oils are definitely one of the best types of paints that exist. They have properties that other types of paints don't such as their range of opacity that allows for smooth glazes or opaque accumulations which are very easy to mix and blend allowing for maximum creativity. Due to their wide range of properties, oils allow for a huge number of approaches and the weathering possibilities are endless. With that in mind, no matter if we are building a tank, a plane, a ship, a sci-fi model or a figure, we can reach amazing results. One of the most desirable properties of oils is their ability to be blended with other colors. Oils are great for subtle weathering effects like dirt accumulation, rust and rain streaks, dust, concentrations of moss, etc. Oil paints are extremely versatile making them a must have in all modelers arsenal. The slow drying time of oils can work in our favor because they allow us to tweak the finish of the model. Sometimes though we want to speed up the drying process with products like ABT113.





Materials

Brushes

Brushes are of the most basic yet essential tools of modelers and artists. Quality brushes are of the utmost importance as they will be used from painting to applying different weathering techniques. Having one quality brush is not enough because different tasks require specific brush sizes and types.

This is not a situation where you should sacrifice quality in order to save a couple dollars. For detail work a small or medium round is advised but for a large area, a medium to large flat brush may be used. Care needs to be taken in cleaning and handling your brushes because your finish is only as good as the condition of your brush. It's important to have a selection of different quality brushes.

Thinners

Abteilung 502 offers you the best thinners and with different properties. For the best results we recommend the use of a Thinner from the same brand. We all know that we can mix oil paints with thinners from other brands, but a thinner from the same brand is made according the specific properties as the companies own paints. Using Abteilung thinners with Abteilung oil paints allows for better thinning, flow, and blendability.

Palette

Just about any surface can be used as a palette for oil paints but we must keep in mind that oil paints have a product called "Linseed Oil" mixed in with the pigments. This is great for canvas artists but it does nothing for us scale modelers. That is why you see modelers use a piece of cardboard because it soaks up a lot of the linseed oil. Cardboard is cheap and very accessible. The lower the linseed oil content is, the faster the paints dry as well the more matt the paint will be. Anyway, we can use any flat and clean surface as palette such as a metal palette, a plastic or ceramic palette, or a piece of glass, etc.. We remind that our oils are specially developed for modelers and contain a controlled level of oil components.

Method

Oils can be used in a large number of situations and with different approaches.

The most characteristic properties are its translucency and blending properties which opens a huge window of opportunities.

Combination and mixing with other products

Oils can be combined and mixed with other products such as enamels.

Applying oils over acrylic basecoats causes no problems because of their much different makeup's. In fact, they cause absolutely no chemical reaction whatsoever so we can apply oils over acrylics with complete confidence. This will only change the appearance of the acrylic base and not the paint. Oils over acrylics adds that extra touch of visual interest.

Oils can also be mixed with other modeling products like pigments to represent soil, mud, dirt, moss, etc. Oils are also great for filters and washes.

With the techniques employed today, oils can do so much to enhance a vehicles appearance. Vehicles of just one boring color can be easily given life and vibrancy with oils paints. The popularity of oils is starting to make oils to be considered a basic type of paint that all modelers should have.

In conclusion, oils are one of the best finishing mediums that should be in any scale modelers arsenal. The opacity and blending properties of oils are their greatest features.



Basic Guidelines



Abteilung 502 now has a vast range of oil colors which can all be used in a wide number of situations. In fact, the possibilities are endless when you consider that all Abteilung colors can be mixed with each other. All colors follow basic guidelines as to where and when they are most effective. The following is a simple categorization of the types of colors. Cold colors include greens, blues, turquoise, purples. Warm colors are yellows, oranges, reds or browns.

White oil – Used for winter situations. Ideal for winter washes.

Also good for fading and lightening other colors.

Light tans/buff oils are used for general fading, adding dust, whitewashes, and lightening other colors to obtain additional shades.

Black oil – For extreme weathering, darkening panel lines, and shadows in the deepest, most hidden spots. Also nice to darken other colors with as well as adding color variations in destroyed model dioramas.

Browns – Dark or light browns are some of the most used colors in weathering. Ideal for shadows, weathering around tracks, wheels, fighting compartments, rust situations, mud, soils, and earth tones...

Greens – Ideal for nature scenarios, river banks, moss concentrations, rain streaks but also to enhance any green or yellow camo, from OD to pale green.

Yellows – Good for color variations over light browns, light rust tones, sand colors, and other warm tones. Can be used for tinting greens and Dunkelgelb paint jobs.


Reds – Used in a wide variety of situations as well as being ideal for red primed vehicles, ship hulls, sci-fi models, figures...


Blues – Great for color variations and fading with Panzer grey and winter scenarios.

Greys – Ideal for lightening darker tones, winter scenarios or Panzer grey models. Also ideal for warships and modern military planes. Commonly used to make colors more neutral.


Application examples

Before weathering,
our models, they often
time look like toys.
It's the weathering
process that brings our
models to life.






The dotting technique is used to recreate the most realistic tonal variance over the desired surface.



Diorama elements painted with oils. Its ease of use and easy handling allow fine painting on very small pieces with accuracy.




Any kind of weathering effect can be achieved on scale aircraft models. As you can see in these two models, dust and dirt effects have been applied with a very realistic result.



Due to their unique properties, oils can be blended allowing us to achieve a multitude of effects and transparencies. Oils work best on a satin acrylic painted surface because white spirit has no effect on acrylics.




We use a brush dampened with white spirit to blend the colors together.



The gradient and volume effects enhance any scale model and give a very realistic appearance.

Oils can also be used to make dirt, accumulated dust, and stains in vehicles.





Using the mapping technique over this section of pavement will give the surface the tonal variance needed to make it look realistic. Also, oil paints can be varnished to help unify all the tones without losing its chromatic richness.



A combination of earth tones will give the finish chromatic richness and will make it more attractive.




We can take advantage of the very dark tones with oils as with this Tilly.



The effects on dioramas are also endless and give that extra touch of realism that can often be absent in scale models.





Abteilung 502

Modeling Luxury Goods



Abteilung 502

www.abteilung502.com

ABT016 CATALOGUE

PRICE 2€



Modeling Luxury Goods